

The Other Tabs

Table of Contents

The Other Tabs.....	1
5.1 Heirloom Growth and 25% improvement Tabs.....	1
5.1.1 25% improvement Tab.....	1
5.1.2 Heirloom Growth.....	1
5.2 Diminishing Returns.....	2
5.2.1 Critical Strike and Shield Block	2
5.2.2 Dual Wielding	2
5.2.3 Probability of Hit	3
5.2.4 Spell Casting	3

5.1 Heirloom Growth and 25% improvement Tabs

5.1.1 25% improvement Tab

This tab provides a chart showing how a bonus grows over each generation. It covers Bonus values from 1 to 50 and Generations from 1 to 20.

5.1.2 Heirloom Growth

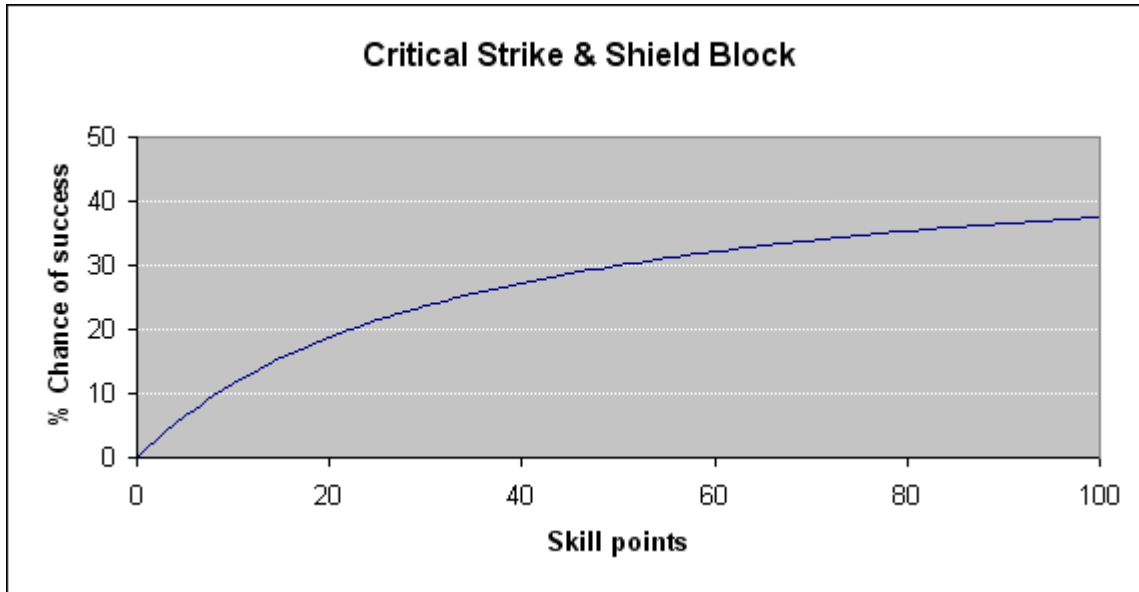
This spreadsheet allows you to enter your item bonus data, and track how the item will improve over 10 generations. It contains a column for the complete list of bonus types available, a column for gem bonus values, and skill caps and artifact gem information as well.

It is easy to extend the heirloom tab past 10 generations by simply copying columns X and Y (before X is filled in!) into columns Z and AA, etc. for as many generations as needed.

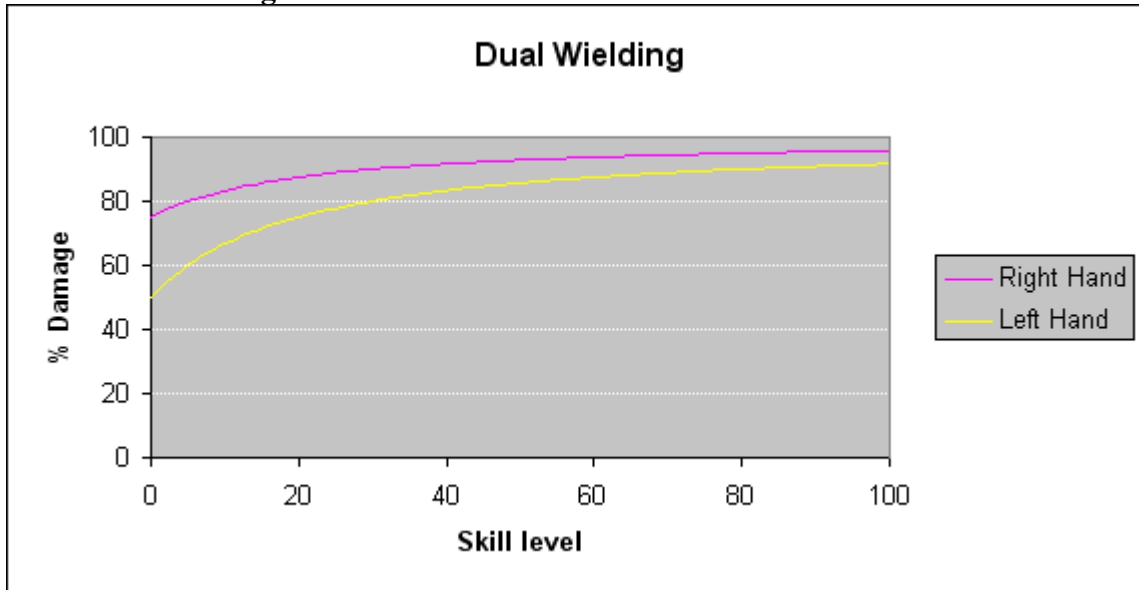
5.2 Diminishing Returns

This section shows how the effect of adding additional skill points decreases as more skill points are added. See the graphs below.

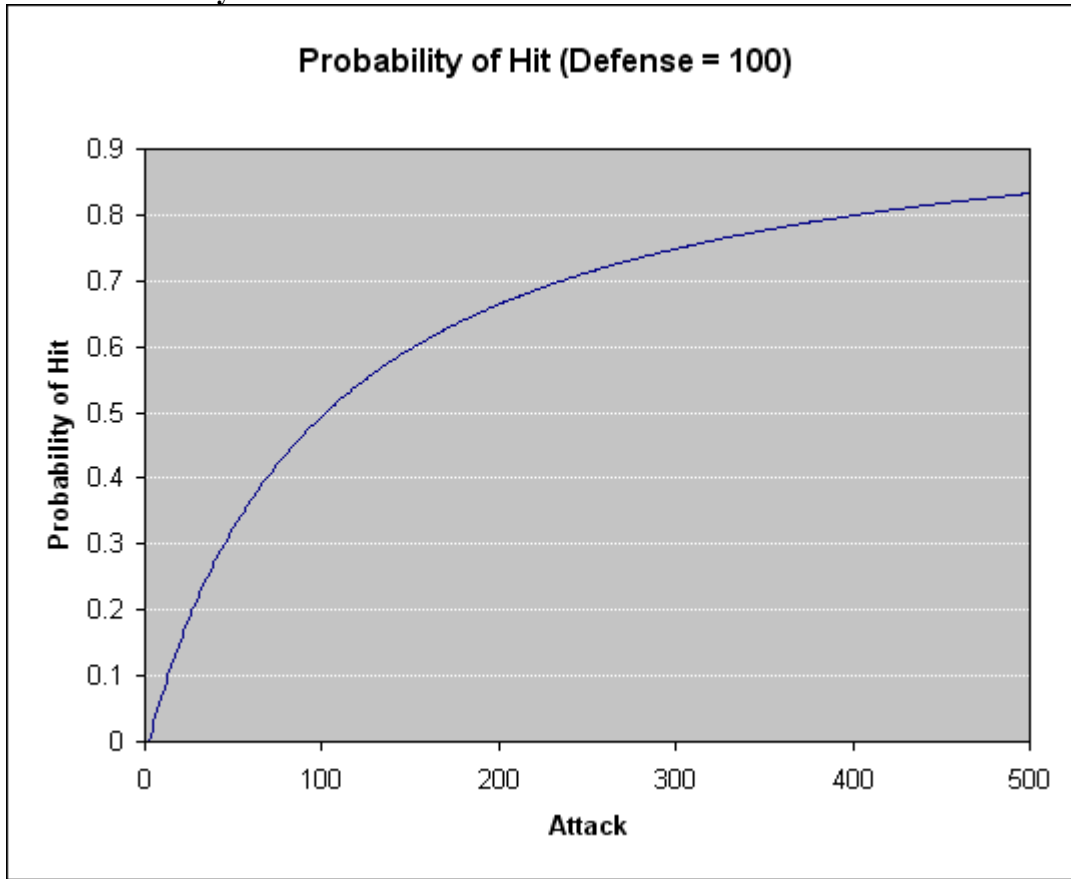
5.2.1 Critical Strike and Shield Block



5.2.2 Dual Wielding



5.2.3 Probability of Hit



5.2.4 Spell Casting

